

- [Animal Health & Welfare](#)
- [Consumer Education](#)
- [Environmental & Social Responsibility](#)
- [Feed Sustainability](#)
- [Investment](#)
- [Leadership & Innovation](#)
- [Marketplace](#)

- [Marketplace](#)

Friday, 26 May 2017 Prof. Ragnar Tveteras Karoline Eriksen Prof. Yuko Onozaka Kristina Pettersen

Changes in European consumer perceptions of farmed salmon

In surveys conducted over last five years, salmon scores high on healthfulness, equals chicken on food safety



Global income growth in combination with further innovations in distribution and final salmon products will probably be important factors to ensure high salmon prices ahead. Photo by Darryl Jory.

Since 2012, we have undertaken surveys of households in France, Germany and the UK on their perceptions and consumption patterns for salmon and meat from agriculture. After 2012, global salmon production has been more or less stable, mainly due to biological and regulatory bottlenecks on the supply side. The market has not represented a barrier to growth, as the significant rise in salmon prices provides evidence that demand for salmon has shifted in a positive direction since 2012.

Here, we examine the development in consumers' perceptions of salmon during the same period.

The countries that we focus on here have in sum also experienced a stagnant salmon market in volume terms from 2012 to 2017. Fig. 1 shows that retail sales of salmon in France declined from 80,000 metric tons (MT) in 2012 to 63,000 MT in 2016. During the same time period, German and UK salmon retail sales have increased from less than 50,000 MT to more than 55,000 MT.

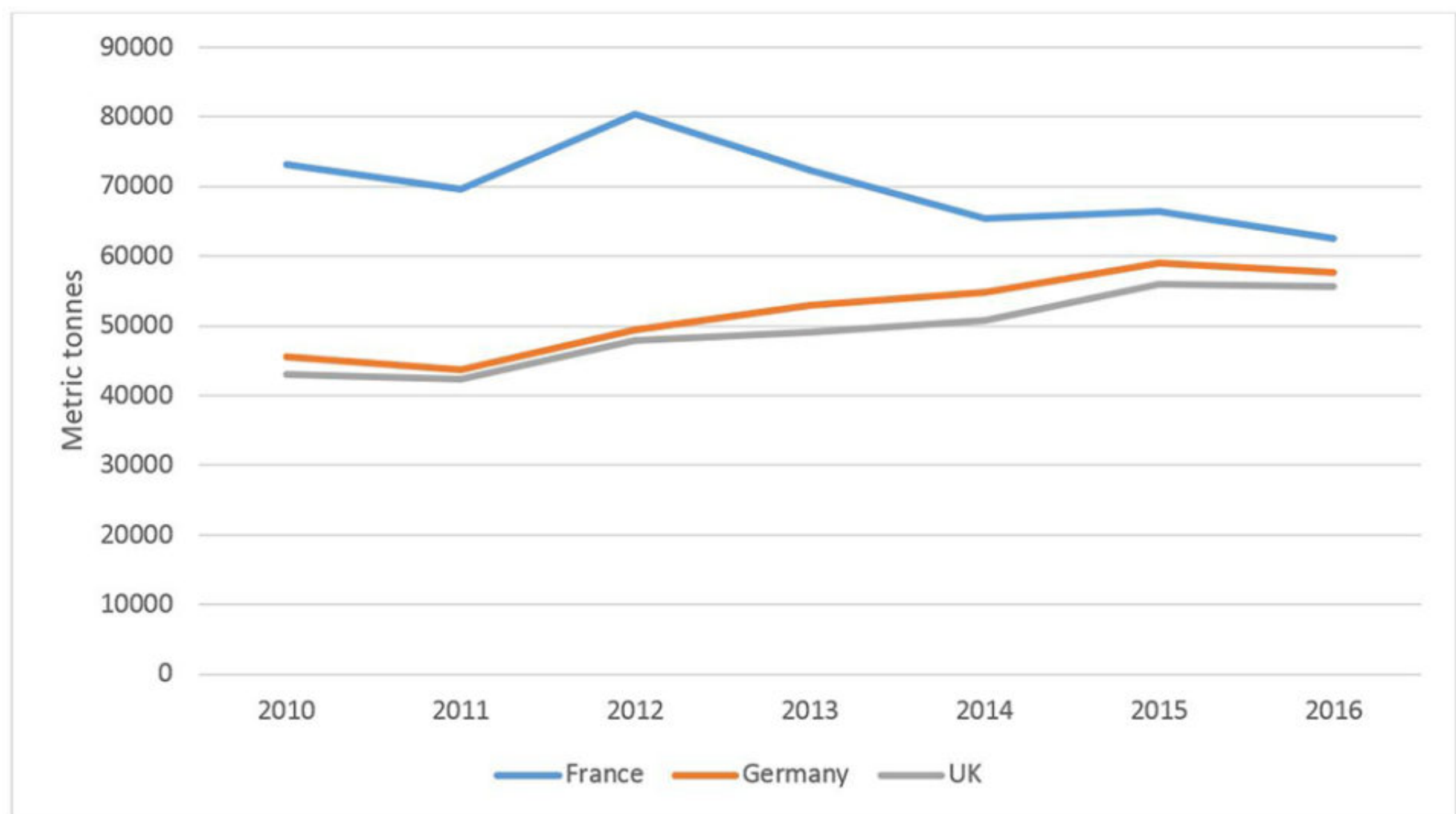


Fig. 1: Retail sales of salmon in metric tons (Source: Europanel, Norwegian Seafood Council).

Position in 2017

“Position” refers here to the consumer perception of a product relative to the perception of competing products. Consumer demand or willingness to pay for the product is to a large extent a function of its position. Here, we analyze the position of generic salmon against generic agricultural competitors – chicken, beef and pork – in France, Germany and the United Kingdom.

Figs. 2-4 show the perceptions of salmon and meat from agriculture in terms of taste, healthiness, availability, convenience and value for money. Consumers were asked to rate salmon, chicken, pork and beef on a scale from 1 (low) to 7 (high). The score for each dimension is the country average. For a product category (e.g. salmon) the average position is stronger the higher the value.

From Figs. 2-4, we see that salmon scores low on value for money. This may not be surprising given the high salmon prices consumers have faced in recent years. Healthfulness is the dimension where salmon has the strongest position compared to terrestrial meat – it is No. 1 in Germany and the UK, but ranks below chicken in France. In all other dimensions, chicken consistently beats salmon. Salmon tends to have a relatively stronger position compared to pork in several dimensions.

In all three countries, chicken has generally the strongest position when we take the average of all dimensions and assign them the same weight. The general position of salmon tends to be at the level of pork and beef. Salmon has a relatively stronger position in the UK and Germany than in France compared to beef and pork.

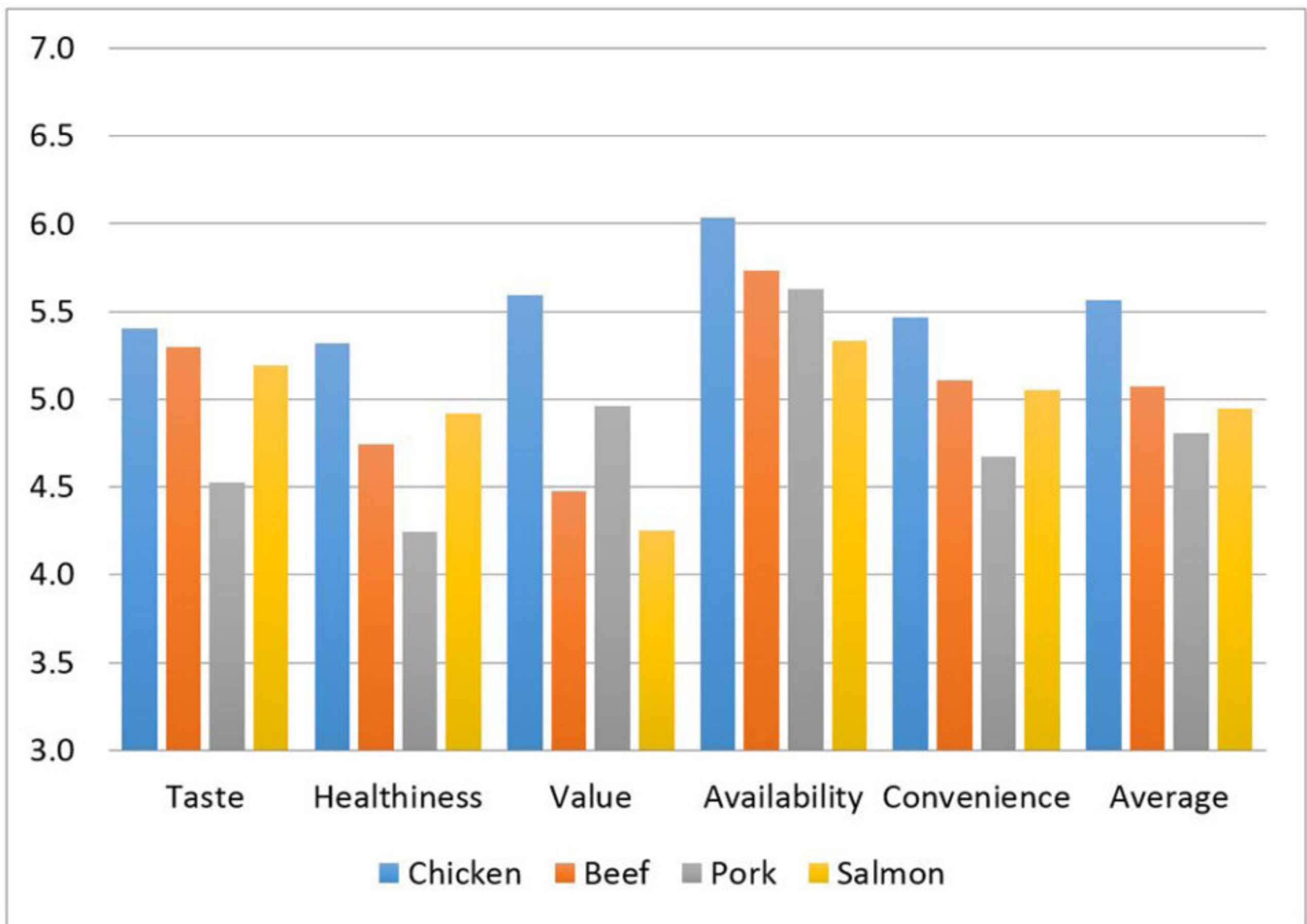


Fig. 2: Position in France 2017

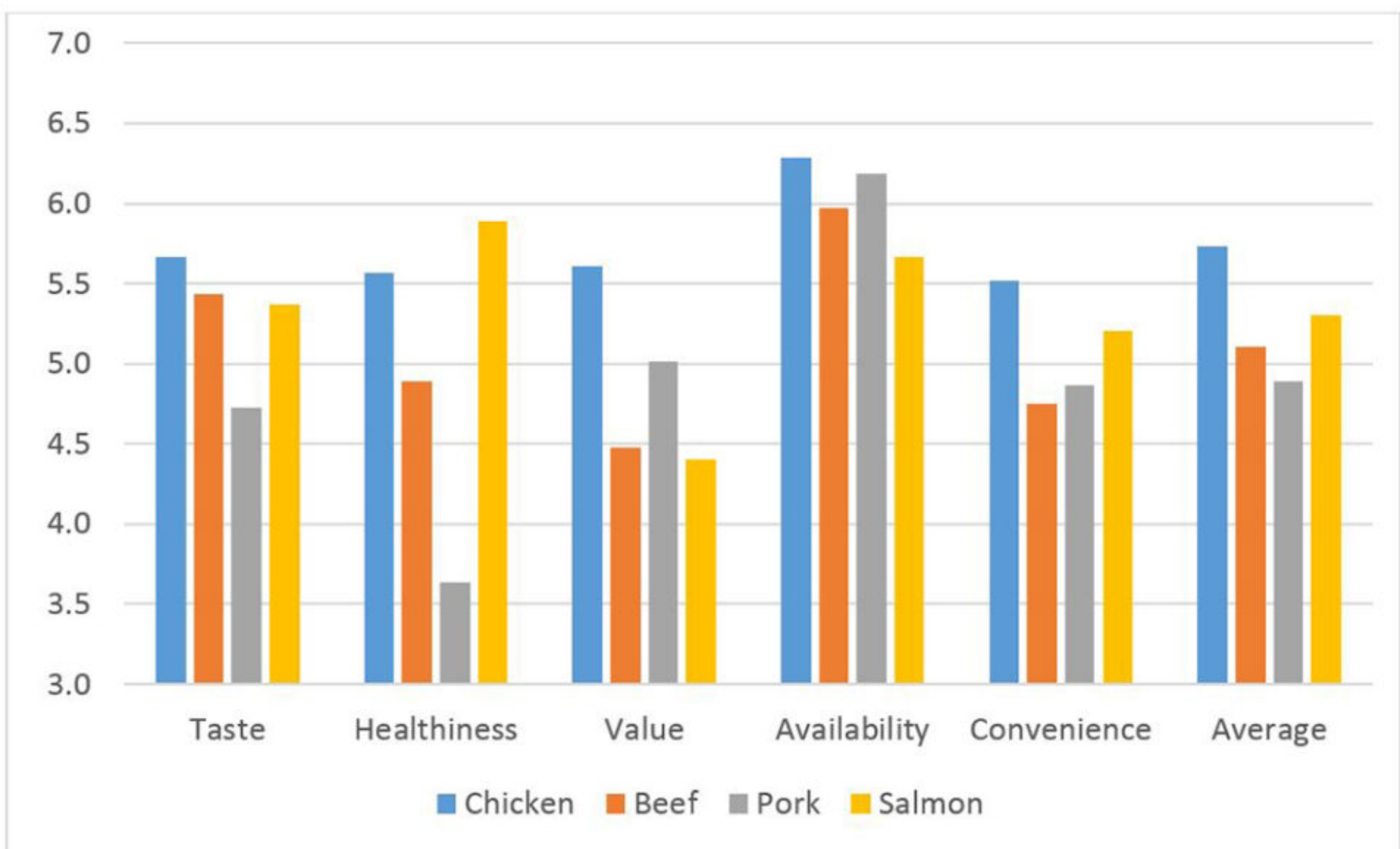


Fig. 3: Position in Germany 2017

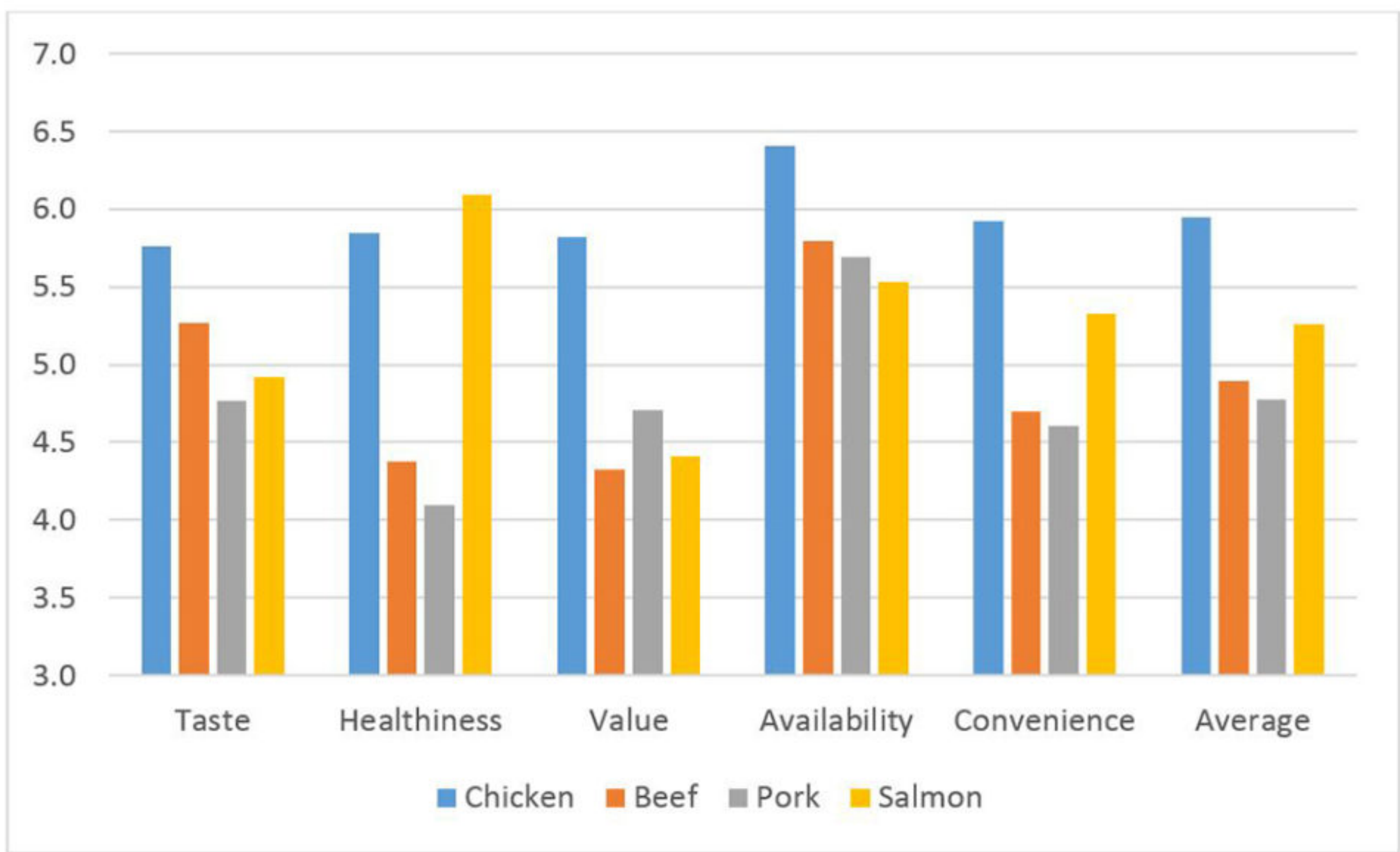


Fig. 4: Position in the UK 2017

Change in position?

How has the position of these competing proteins changed over the five-year period from 2012 to 2017? In Figs. 5-7, we plot the change in the position in terms of taste, healthiness, value for money, availability and convenience. We are using the same rating scale as above, but now the vertical axis shows whether the rating increased from 2012 to 2017 (positive) or decreased (negative).

In these figures, a 0.5 increase would correspond to the rating of salmon increasing from, for example, 3.0 to 3.5. Furthermore, when the salmon point is above the other meats, then salmon has strengthened its position from 2012 to 2017, while if the salmon point is below, it has weakened its position compared to terrestrial meats.

A first general observation from Figs. 5-7 is that households in general rate the four proteins higher in 2017 than in 2012, since most of the points tend to be positive. Salmon seems to have made the strongest gains in availability and convenience from 2012 to 2017 in the three countries. This probably coincides with a development during the same time period where salmon has become increasingly available in different distribution channels to consumers, and the range of final consumer products based on salmon satisfying different convenience requirements have increased.

For healthfulness and value for money the development is much more mixed across the three countries. In Germany, the value for money rating has decreased for salmon, while it has increased in France and the UK. The perception of healthfulness has decreased in France for salmon, while in Germany and the UK it has increased during the same time period. Taste perceptions have been the most stable for salmon.

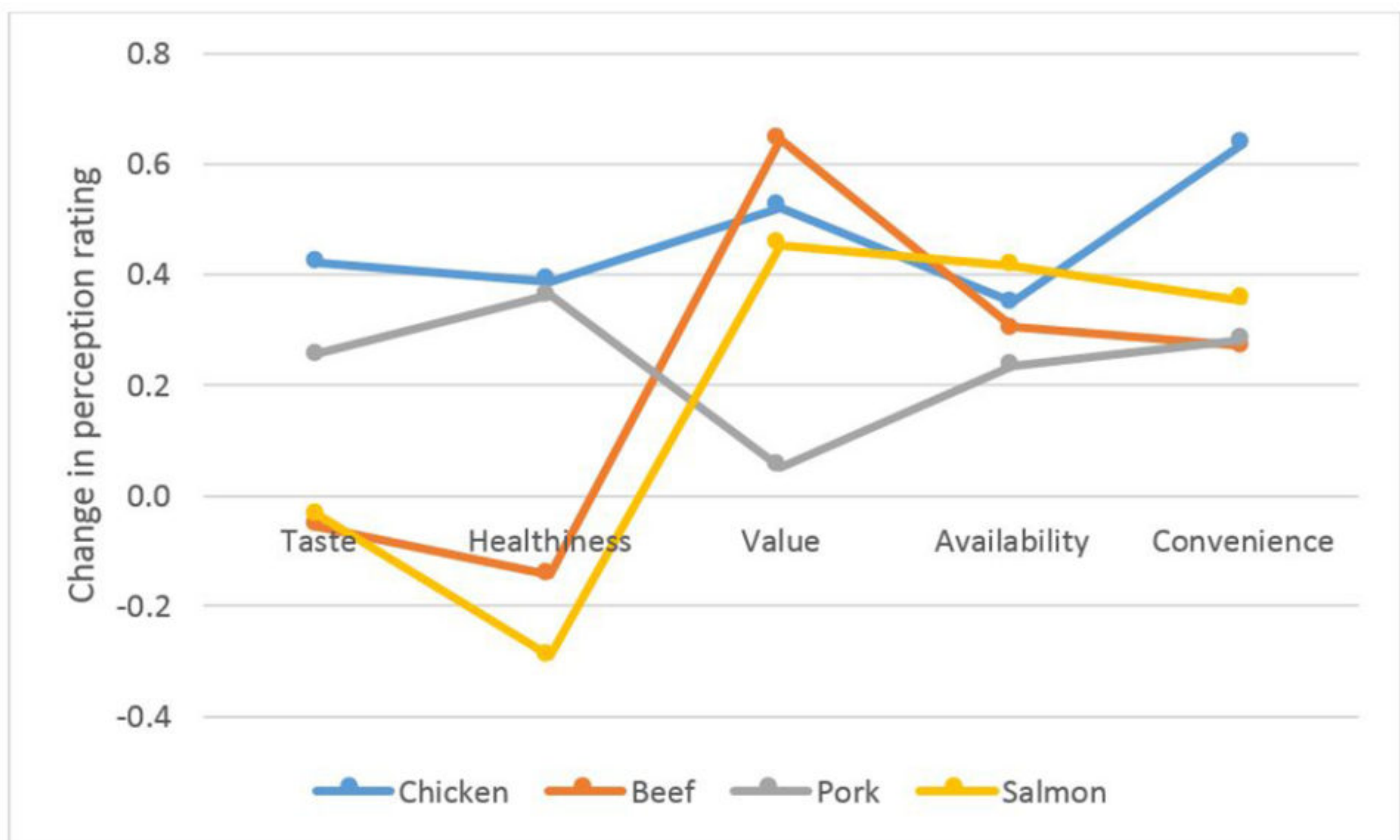


Fig. 5: Change in France 2012-17

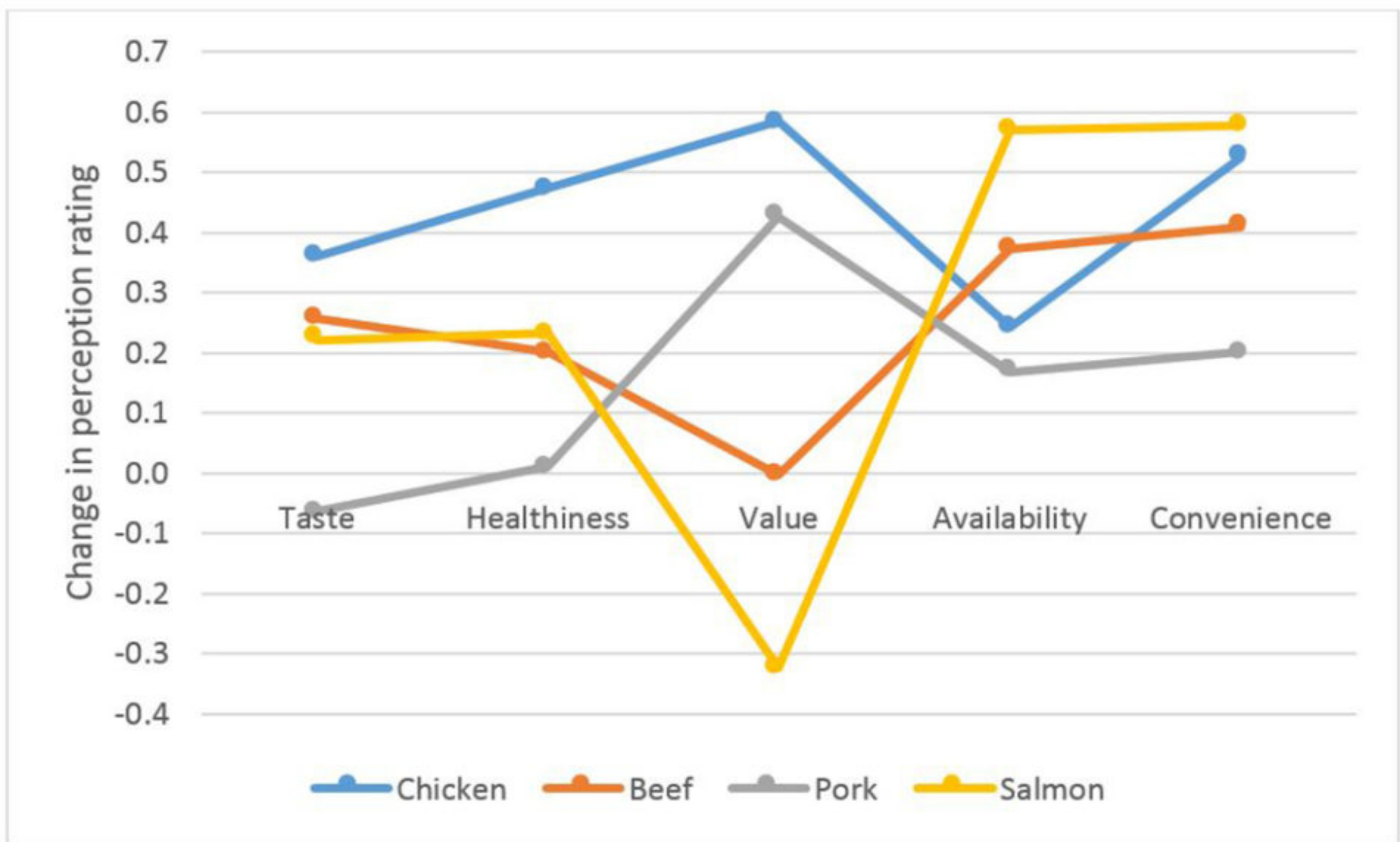


Fig. 6: Change in Germany 2012-17

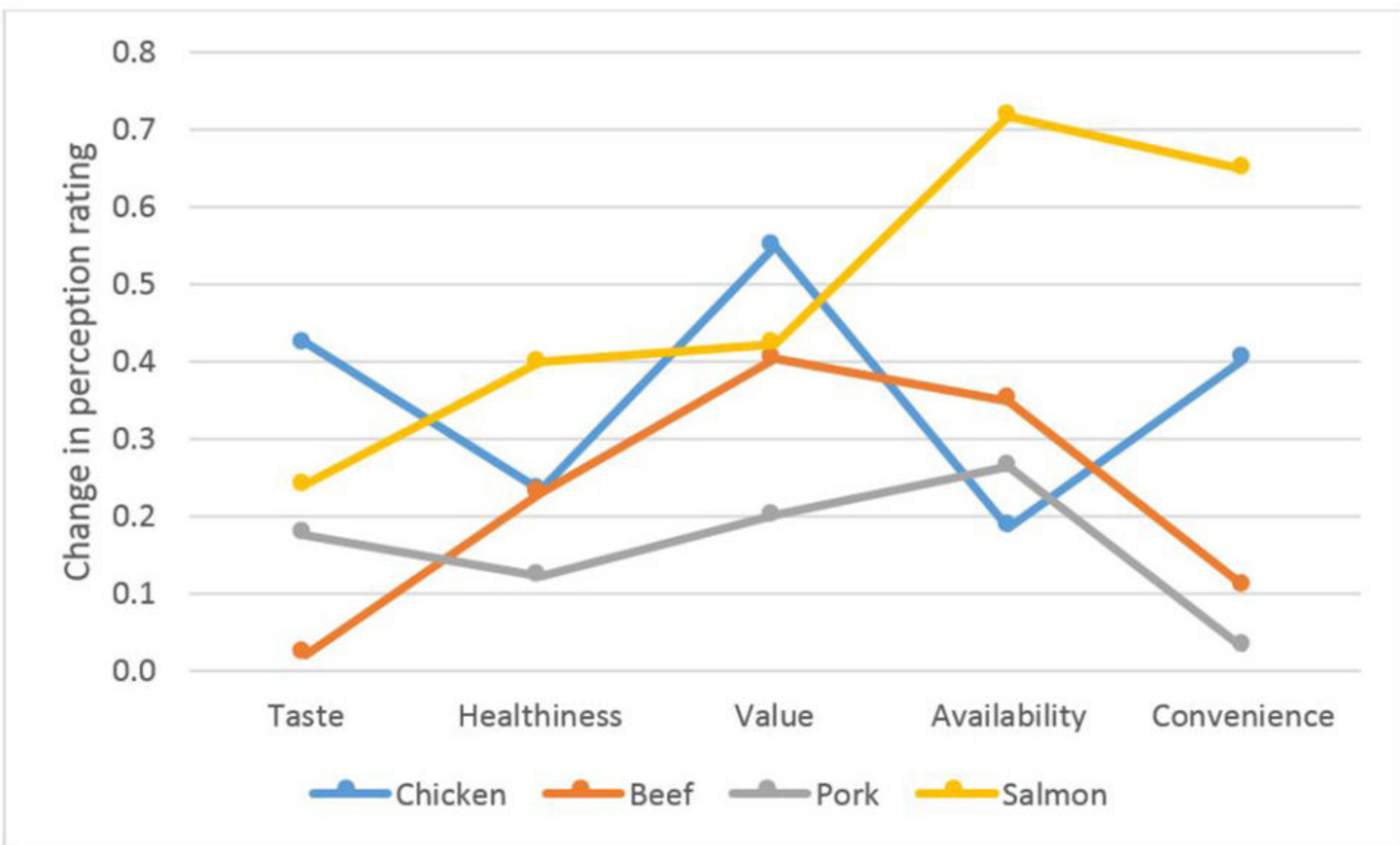


Fig. 7: Change in the UK 2012-17

Overall changes in position

What can we say about the total change in consumers' perceptions from 2012 to 2017? When we take a simple average of the five dimensions taste, healthfulness, value for money, availability and convenience for each country we get the picture shown in Fig. 8. We see that chicken improved its average rating more than beef and pork in all three countries. In Germany and France, chicken improved its position relative to salmon, but the UK saw the strongest gains for salmon.

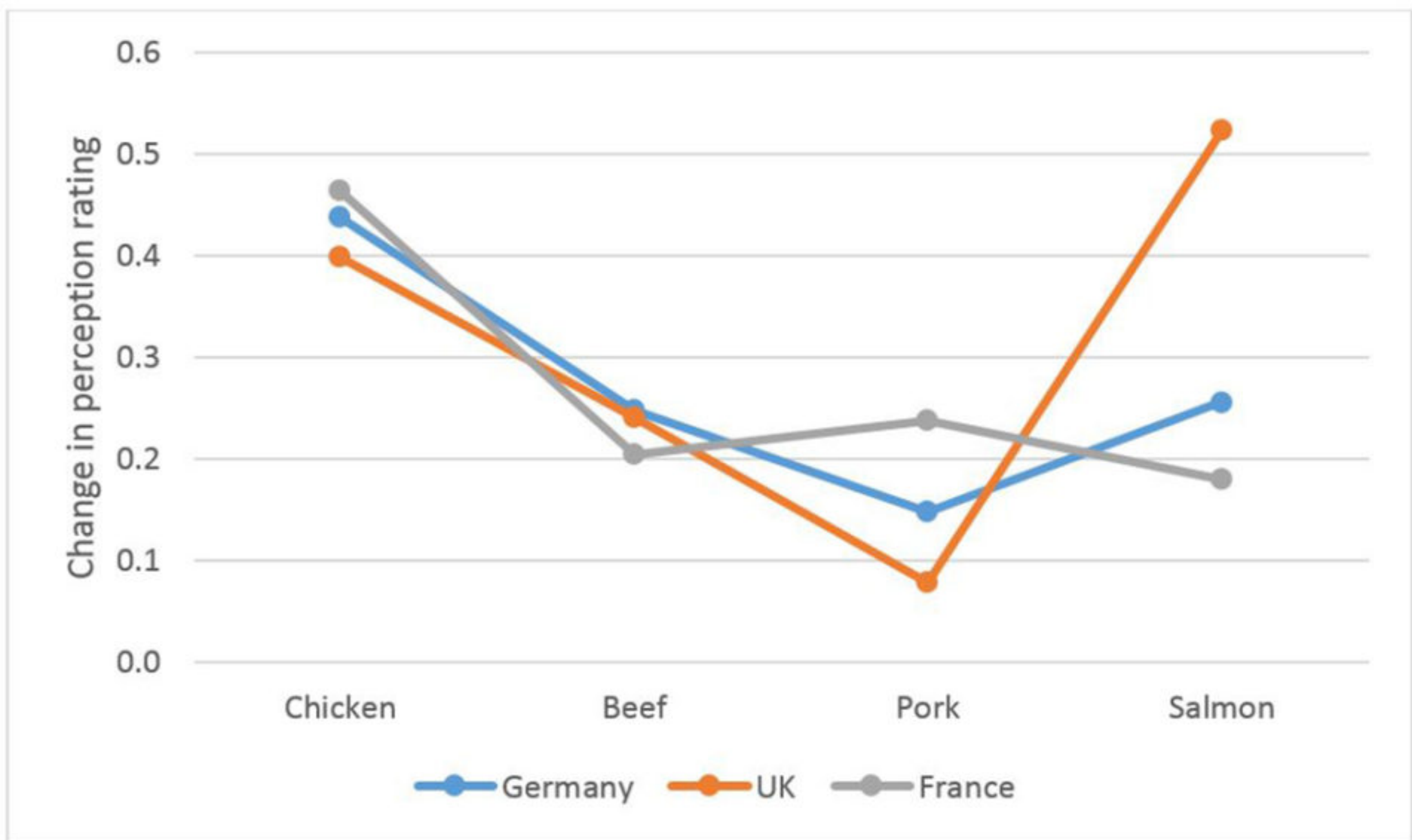


Fig. 8: Change in average perception rating 2012-17

Health perceptions in 2017: salmon vs chicken

Examining what perceptions consumers have about the health effects of the regular consumption of salmon or chicken, consumers were presented different statements about the health effects of consumption and were asked if they agreed or disagreed on a 10-point scale.

Fig. 9 presents the difference between the average rating for salmon and chicken. In other words, we take the difference between the salmon rating and the chicken rating. If the difference is positive, consumers agree more strongly on the health-effect statements for salmon than for chicken, and vice versa for negative values. Fig. 9 tells us that salmon generally is perceived as having more healthful benefits than chicken on brain development, bone development, certain cancer risks and coronary heart disease risk. On food safety salmon and chicken is perceived as more equal.

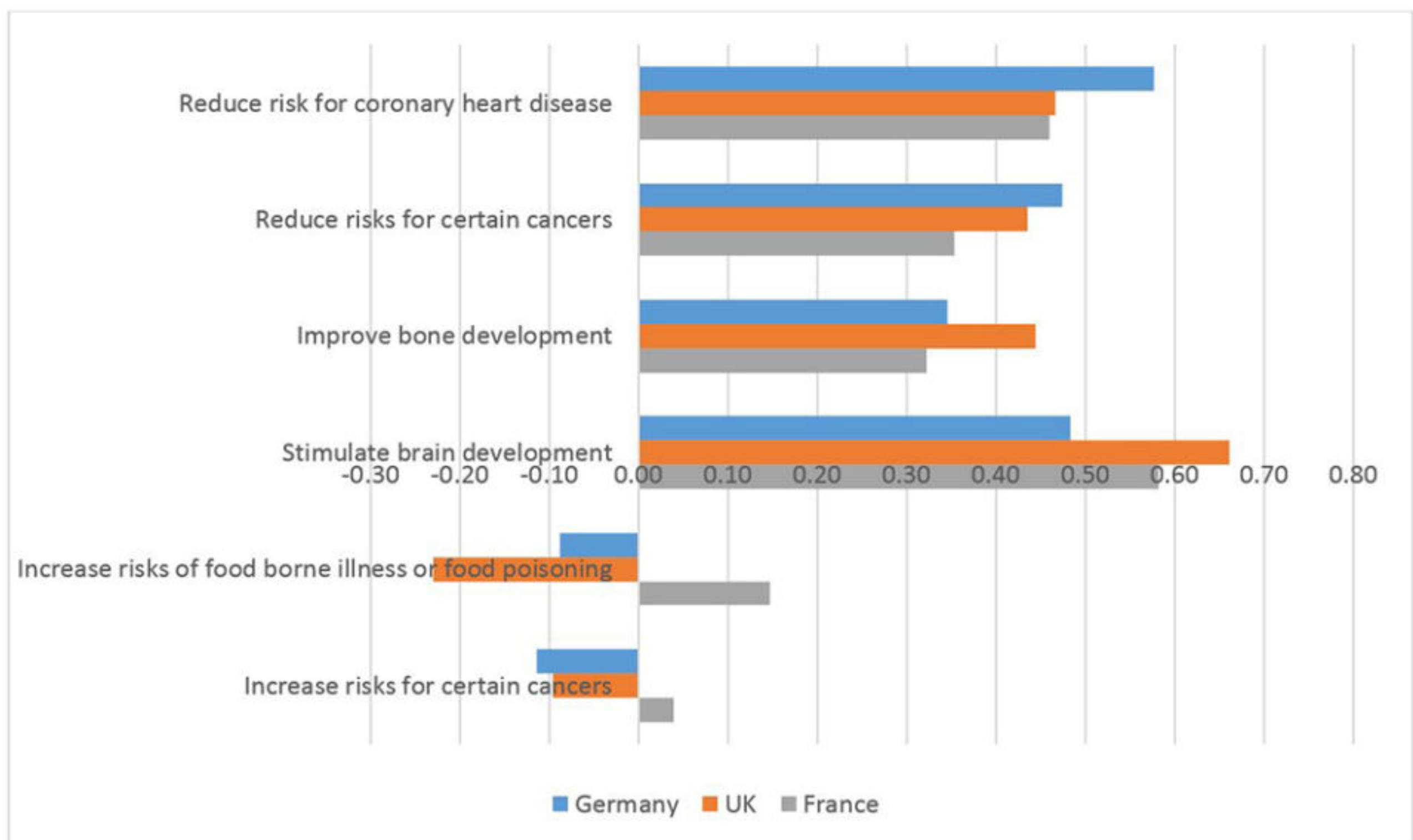


Fig. 9: Healthfulness – Difference in rating between salmon and chicken.

The road ahead

During the last five years, salmon has established a strong position relative to pork in the minds of consumers in France, Germany and the UK. But salmon is still lagging behind chicken, and overall, we have not seen indications of convergence in the position of salmon and chicken over the last five years. When we examine consumers' health perceptions, we find that salmon is perceived as a healthier product than chicken in all three countries.

The salmon market has experienced stagnant supply over the last five years due to biological and regulatory bottlenecks, and during the same period, prices have increased

significantly. There are reasons to believe that the implied positive shifts in demand by these price increases are due to a mix of improved distribution and innovations in final consumer salmon products, e.g. tapping into growth in demand for sushi products. In these three countries, the relative increase in salmon's convenience and availability positions provide support for this.

The road ahead for farmed salmon is partly dependent on its ability to solve bottlenecks on the production side. Problems with salmon parasites and diseases do not seem to spill over to consumers' perceptions of salmon, and unless such problems become severe, it is fairly safe to assume that salmon will maintain a robust position in the minds of many consumers. Global income growth in combination with further innovations in distribution and final salmon products will probably be important factors ensuring high salmon prices ahead.

Acknowledgement: This research project, "Positioning study for salmon products" Project No. 900990, has been funded by the Norwegian Seafood Research Fund (FHF) and the Norwegian Seafood Council.

Authors

- Prof. Ragnar Tveteras

The University of Stavanger
4036 Stavanger, Norway

ragnar.tveteras@uis.no

- Karoline Eriksen

Bachelor student
The University of Stavanger
4036 Stavanger, Norway

- Prof. Yuko Onozaka

The University of Stavanger
4036 Stavanger, Norway

- Kristina Pettersen

Bachelor student
The University of Stavanger
4036 Stavanger, Norway

Share

- [✉Email](#)
- [🐦Twitter](#)
- [fFacebook](#)
- [inLinked In](#)

Tagged With

- [availability](#)
- [beef](#)
- [chicken](#)
- [convenience](#)
- [convergence](#)
- [Eriksen](#)
- [food safety](#)
- [France](#)
- [Germany](#)
- [Onozaka](#)
- [perceptions](#)
- [Pettersen](#)
- [pork](#)
- [position](#)
- [salmon](#)
- [Tveterås](#)
- [United Kingdom](#)

Related Posts

- [Consumer survey explores farmed, wild seafood perceptions](#)
- [Boston brainstorm: Getting consumers to embrace aquaculture](#)
- [Doctors: Place a greater value on seafood consumption](#)
- [Love connection: Aquaculture investor finds partner in retail seafood brand](#)

GAA Advocate

News features and technical articles about the evolution of aquaculture, one of the world's fastest growing industries.

Search GAA Advocate

Search GAA Advocate



Good Food comes from C

/ WHAT SHRI

*Succulent
Springy
Natural color
Shiny
Healthy*

5 PAS + 40 years experience



- [Facebook](#) **fff**
- [Twitter](#)   
- [LinkedIn](#) **ininin**
- [Instagram](#)   

Recent Posts

- [Investment](#)
May 26, 2017

[At seafood investor forum, a 'blue-sky' outlook and a search for the next salmon](#)

- [Animal Health & Welfare](#)
May 26, 2017

[Near-infrared spectrometers determine stage maturity in channel catfish](#)

- [Marketplace](#)
May 22, 2017

[Considerations for tilapia farming in saltwater environments](#)

- [Feed Sustainability](#)
May 22, 2017

[Un vistazo a las enzimas proteasas en la nutrición de los crustáceos](#)

- [Environmental & Social Responsibility](#)
May 1, 2017

[Lease, seed and repeat: GreenWave's replicable aquaculture](#)

- [Leadership & Innovation](#)
April 3, 2017

[Aquaculture Exchange: George S. Lockwood](#)

- [Consumer Education](#)
March 8, 2017

[Los Omega-6s y la amenaza al halo saludable de los productos de mar](#)

Don't Miss an Article

Email Telephone

Tags

About the Advocate

The Global Aquaculture Advocate supports the Global Aquaculture Alliance's (GAA) mission of advocating, educating and demonstrating responsible aquaculture practices worldwide. [Learn More](#).

About the Editor



James Wright is the Editorial Manager at the Global Aquaculture Alliance, overseeing the editorial coverage on the Global Aquaculture Advocate. [Learn More.](#)

- [Instagram](#)
- [Facebook](#)
- [Twitter](#)
- [LinkedIn](#)
- [Vimeo](#)

- [Instagram](#)
- [Facebook](#)
- [Twitter](#)
- [LinkedIn](#)
- [Vimeo](#)

- [Blog](#)
- [Log Out](#)

• Search Site



- [About GAA](#)
- [MyGAA](#)
- [Membership](#)
- [GOAL](#)
- [Advocate](#)
- [Education & Resources](#)
- [News](#)
- [Contact Us](#)
- [Donate](#)

[Donate](#)

MAINTAINING THE INTEGRITY OF THE COLD CHAIN IS OUR PROMISE.



- [About GAA](#)
- [Membership](#)
- [MyGAA](#)
- [GOAL](#)
- [Advocate](#)
- [About the Advocate](#)
- [Resources](#)
- [Contact Us](#)
- [Log In](#)
- [Donate](#)
- [Blog](#)

Our Partners & Events

- [Global Aquaculture Advocate](#)
- [GOAL 2017, Dublin, Ireland](#)
- [BAP Certification](#)

Email Telephone

- [Instagram](#) @ @ @
- [Facebook](#) fff
- [Twitter](#) t t t
- [LinkedIn](#) in in in
- [Vimeo](#) v v v

Copyright © 2016–2017 **Global Aquaculture Alliance**

[Legal Privacy](#)

[Site by Raka](#)

Menu ☰ ×

- Search Site
- [About GAA](#)
- [MyGAA](#)
- [Membership](#)
- [GOAL](#)
- [Advocate](#)
- [Education & Resources](#)
- [News](#)
- [Contact Us](#)
- [Donate](#)
- [Instagram](#) @
- [Facebook](#) f
- [Twitter](#) t
- [LinkedIn](#) in
- [Vimeo](#) v

Menu ☰ ×

- Search Site
- [About GAA](#)
- [MyGAA](#)
- [Membership](#)
- [GOAL](#)
- [Advocate](#)
- [Education & Resources](#)
- [News](#)
- [Contact Us](#)
- [Donate](#)
- [Blog](#)
- [Log Out](#)
- [Search Site](#)